




/ V-Park 375 / 400
Safely leave your bike behind

/ GENERAL

V-park is a simple and budget-friendly bicycle stand that uses a front fork clamp to prevent damage to the wheel. The clamps are fitted with rubber sleeves for extra protection. The bicycle stand also has an attachment feature. This way the bicycle is protected against damage and theft. In addition, V-park is available in single or double-sided version.



/ DATASHEET

Structure

- Bended round steel wheel holder (Dxd = 18x2mm)
- Front fork support in bended round steel (D = 14mm) with rubber protective sleeve
- Round steel connecting bracket (D = 10mm)
- Frame in L-profile (HxWxd = 35x35x3mm)
- Welded construction

Material

- Steel

Versions

Center distance 375mm

- Single-sided arrangement: 2/3/4/5/6 bicycle places
- Double-sided arrangement: 2 + 2/3 + 3/4 + 4/5 + 5/6 + 6 bicycle places

Center distance 400mm

- Single-sided arrangement: 2/3/4/5/6 bicycle places
- Double-sided arrangement: 2 + 2/3 + 3/4 + 4/5 + 5/6 + 6 bicycle places

Options

- Charging point Twincharge (for single-sided version center distance 400mm)
- L-profile for an additional curb of 40mm

Dimensions

Single & double sided - center distance 375mm (max. tire thickness 56mm)

- 2/2 + 2 bicycle places: LxWxH = 750x400 / 429x779mm
- 3/3 + 3 bicycle places: LxWxH = 1125x400 / 429x779mm
- 4/4 + 4 bicycle places: LxWxH = 1500x400 / 429x779mm
- 5/5 + 5 bicycle places: LxWxH = 1875x400 / 429x779mm
- 6/6 + 6 bicycle places: LxWxH = 2250x400 / 429x779mm

Single & double sided - center distance 400mm (max. tire thickness 56mm)

- 2/2 + 2 bicycle places: LxWxH = 800x400 / 429x779mm
- 3/3 + 3 bicycle places: LxWxH = 1200x400 / 429x779mm
- 4/4 + 4 bicycle places: LxWxH = 1600x400 / 429x779mm
- 5/5 + 5 bicycle places: LxWxH = 2000x400 / 429x779mm
- 6/6 + 6 bicycle places: LxWxH = 2400x400 / 429x779mm

Surface treatment

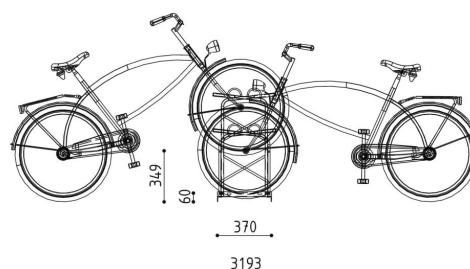
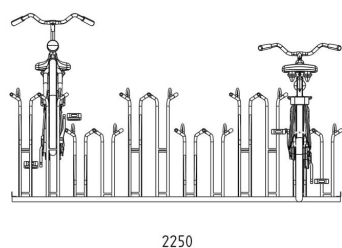
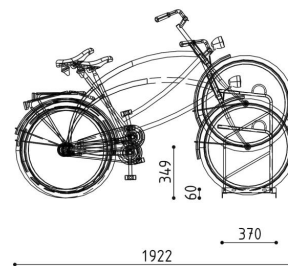
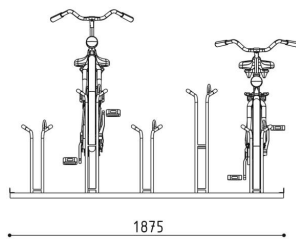
- Hot-dip galvanized steel

Connecting options

- Yes

Anchoring

- Base plates
 - With screws and plugs on 2 concrete blocks 30x30x40cm
 - Directly on the pavement by means of wedge bolts
 - By chemical anchoring



/ INSPIRE



