



/ Ito single

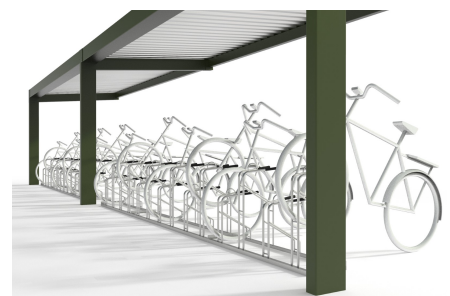

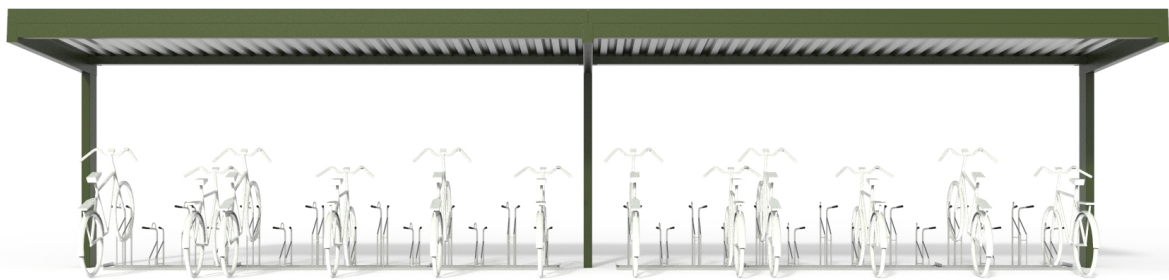
A green future for your shelter

/ GENERAL

Ito single is an elegant steel canopy with green roof. Thanks to its design, the space under the canopy is being maximized. This allows this canopy to function as a bike shelter, carport or playground shelter.

This canopy can be combined with the Verhofsté street furniture and it is equipped with an integrated rainwater drain.

A nice extra is that the canopy can be extended with the other canopies from the Ito family. As a result, combinations are endless!



/ DATASHEET

Structure

- Columns in tube 200/250x100x5mm
- Gutters in folded steel plate 250x224x3mm
- Collar beam in tube 150x100x4mm
- Roof edge in U-profile 150x60x1.5mm
- Drainage through porch
- Freestanding

Versions

Roofing

- Green roof

Material

- Steel

Anchoring

- On concrete blocks 150x100x50cm with chemical anchoring M16

Dimensions

Ito single 4m

- LxWxH: 4000x2500x2567mm (1 module)
- LxWxH: 7900x2500x2567mm (2 modules)
- LxWxH: 11800x2500x2567mm (3 modules)
- Available according to modules

Ito single 5m

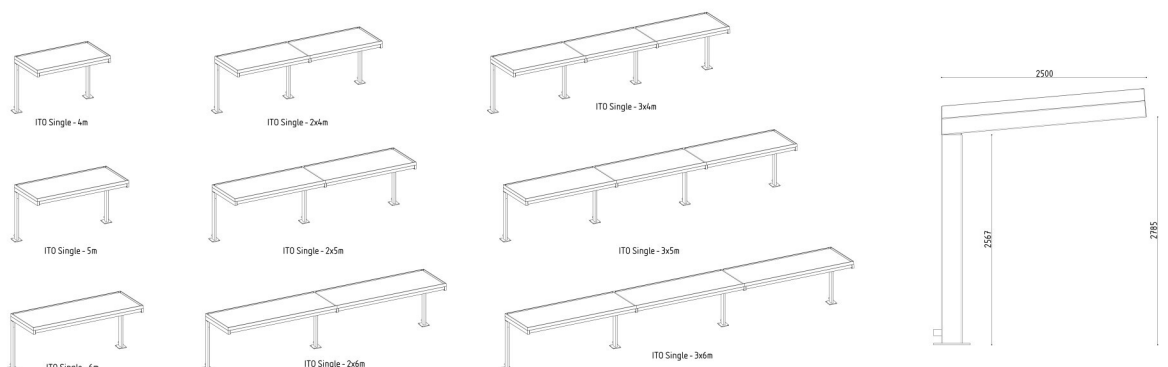
- LxWxH: 5000x2500x2567mm (1 module)
- LxWxH: 9900x2500x2567mm (2 modules)
- LxWxH: 14800x2500x2567mm (3 modules)
- Available according to modules

Ito single 6m

- LxWxH: 6000x2500x2567mm (1 module)
- LxWxH: 11900x2500x2567mm (2 modules)
- LxWxH: 17800x2500x2567mm (3 modules)
- Available according to modules

Surface treatment

- Galvanized steel
- Galvanized steel and powder coating



/ INSPIRE

