




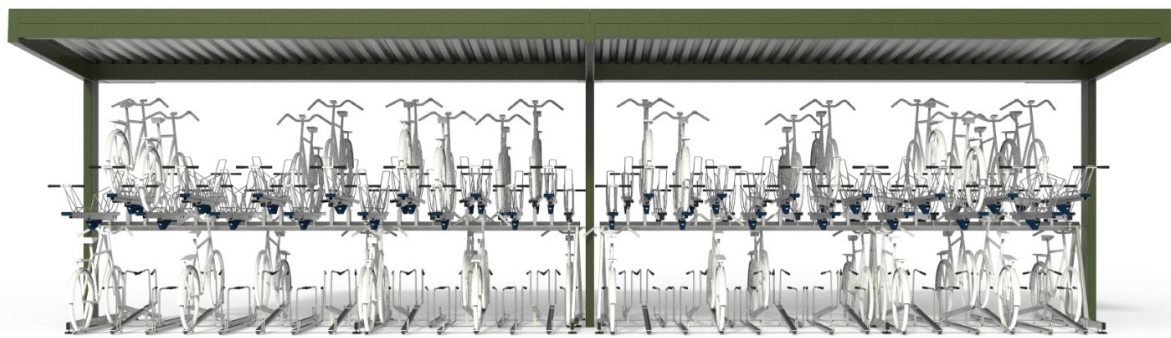
/ Ito+ double

/ GENERAL

Ito+ double is an elegant steel canopy with green roof. Thanks to its design, the space under the canopy is being maximized. This allows this canopy to function as a bike shelter, carport or playground shelter.

This canopy can be combined with the Verhofsté street furniture and it is equipped with an integrated rainwater drain. It is ideally suited in combination with our double-layer bicycle rack Hi-Lo.

A nice extra is that the canopy can be extended with the other canopies from the Ito family. As a result, combinations are endless!



Structure

- Columns in tube 200/250x100x5mm
- Gutters in folded steel plate 320x190x4mm
- Collar beam in tube 150x100x4mm
- Roof edge in U-profile 150x60x1.5mm
- Drainage through porch
- Freestanding

Versions

Roofing

- Green roof

Material

- Steel

Anchoring

- On concrete blocks 200x100x50cm with chemical anchoring M16

Dimensions

Ito double 4m

- LxWxH: 4000x4990x2906mm (1 module)
- LxWxH: 7900x4990x2906mm (2 modules)
- LxWxH: 11800x4990x2906mm (3 modules)
- Available according to modules

Ito double 5m

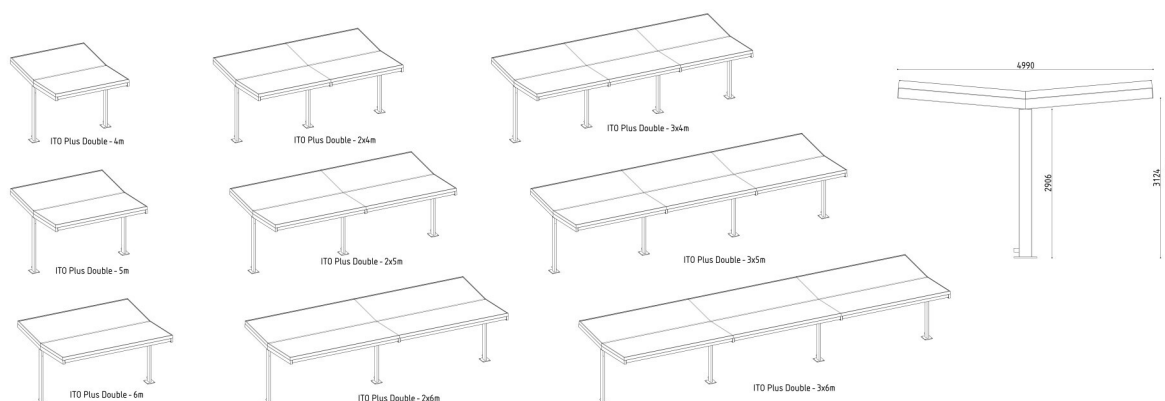
- LxWxH: 5000x4990x2906mm (1 module)
- LxWxH: 9900x4990x2906mm (2 modules)
- LxWxH: 14800x4990x2906mm (3 modules)
- Available according to modules

Ito double 6m

- LxWxH: 6000x4990x2906mm (1 module)
- LxWxH: 11900x4990x2906mm (2 modules)
- LxWxH: 17800x4990x2906mm (3 modules)
- Available according to modules

Surface treatment

- Galvanized steel
- Galvanized steel and powder coating



/ INSPIRE

